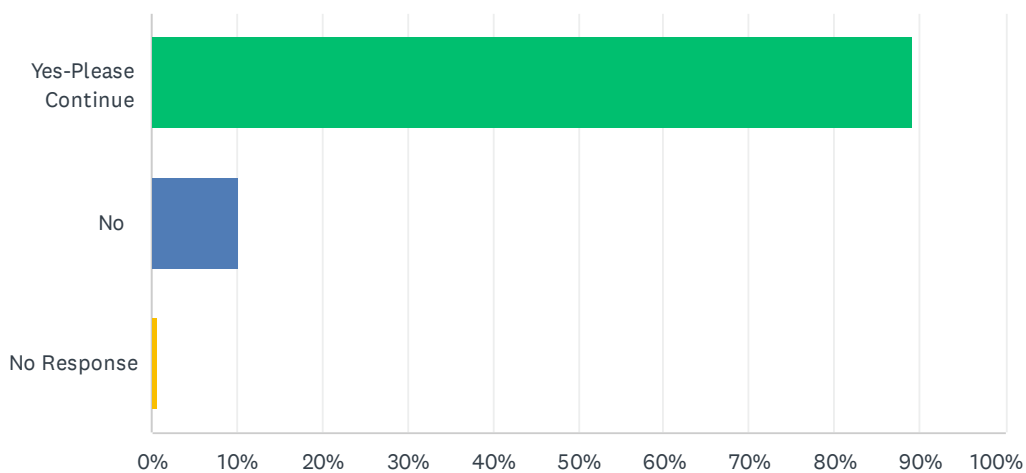


Q1 Do you live within the incorporated Village of Wayne (the "Village")?

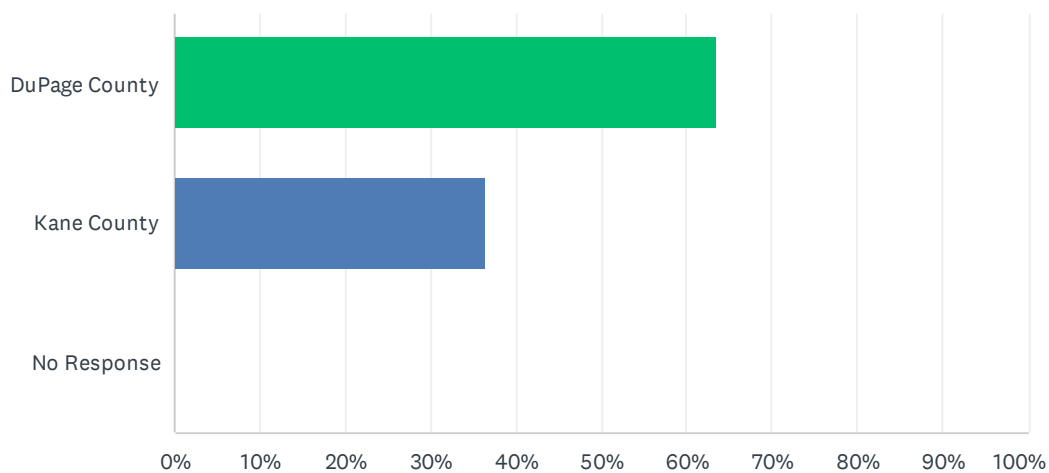
Answered: 292 Skipped: 2



ANSWER CHOICES	RESPONSES	
Yes-Please Continue	89.04%	260
No	10.27%	30
No Response	0.68%	2
TOTAL		292

Q2 What County do you reside within the Village of Wayne?

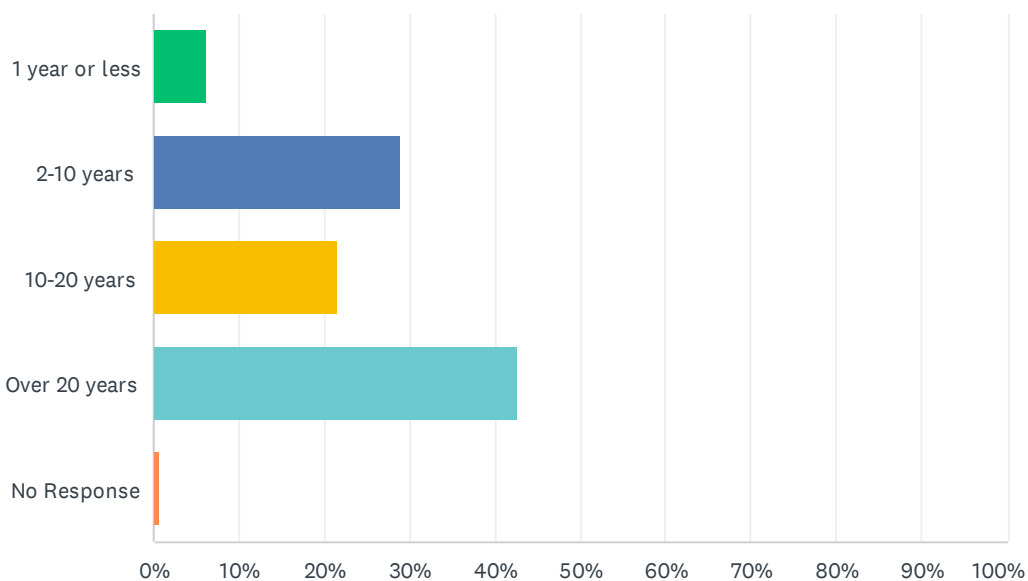
Answered: 294 Skipped: 0



ANSWER CHOICES	RESPONSES
DuPage County	63.61% 187
Kane County	36.39% 107
No Response	0.00% 0
TOTAL	294

Q3 How long have you been a resident of the Village of Wayne?

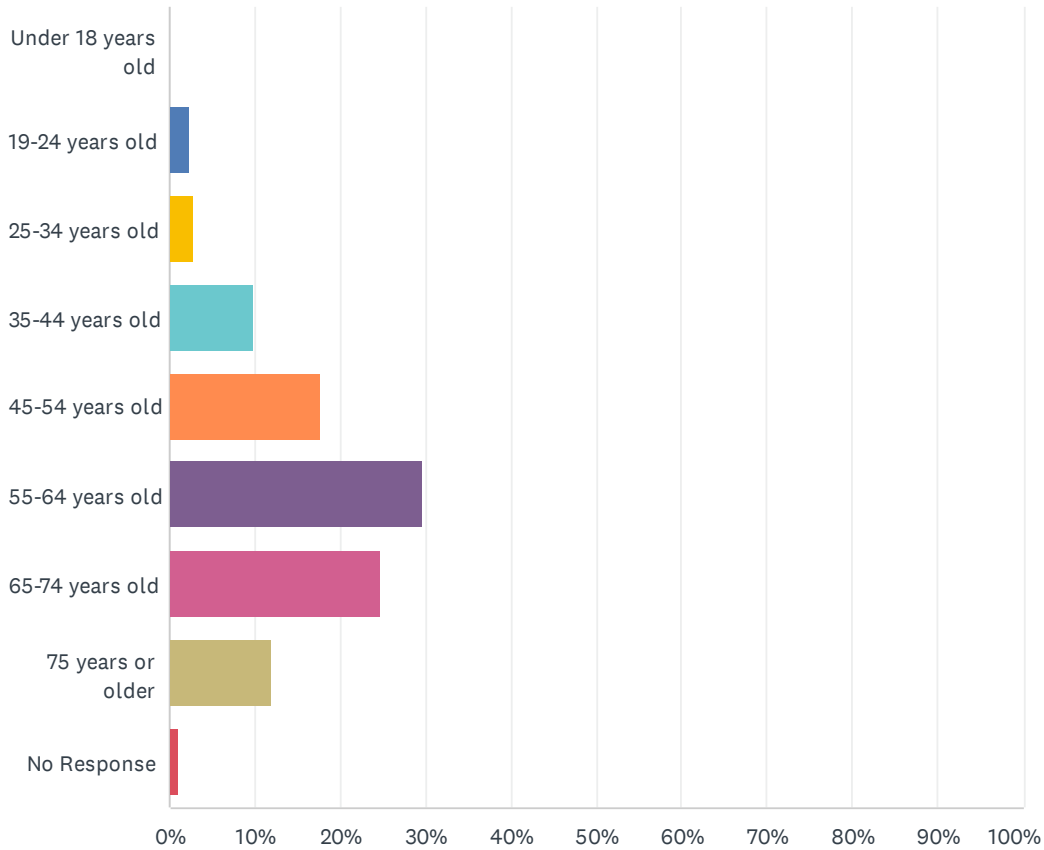
Answered: 293 Skipped: 1



ANSWER CHOICES	RESPONSES	
1 year or less	6.14%	18
2-10 years	29.01%	85
10-20 years	21.50%	63
Over 20 years	42.66%	125
No Response	0.68%	2
TOTAL		293

Q4 What is your age?

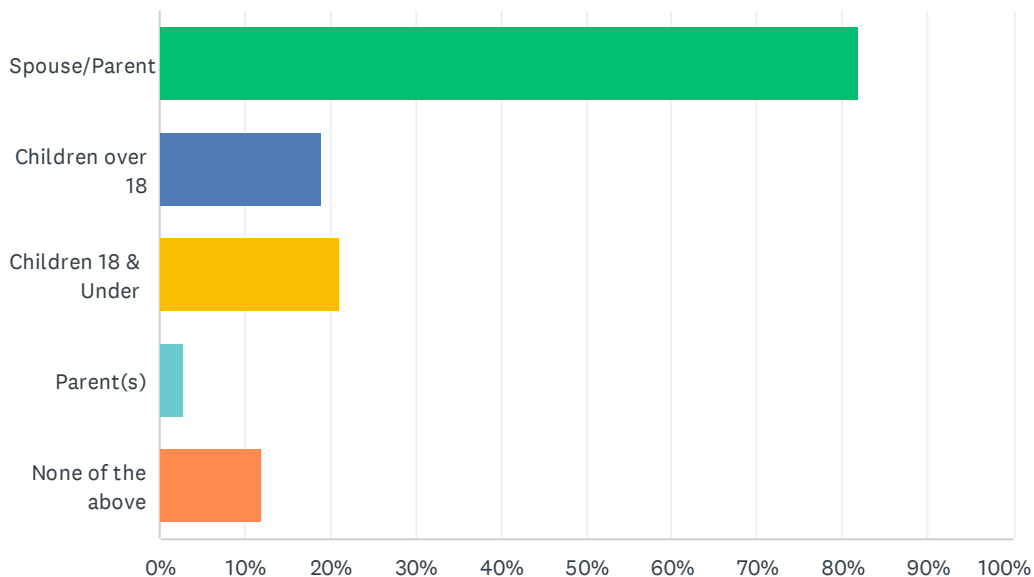
Answered: 294 Skipped: 0



ANSWER CHOICES	RESPONSES	
Under 18 years old	0.00%	0
19-24 years old	2.38%	7
25-34 years old	2.72%	8
35-44 years old	9.86%	29
45-54 years old	17.69%	52
55-64 years old	29.59%	87
65-74 years old	24.83%	73
75 years or older	11.90%	35
No Response	1.02%	3
TOTAL		294

Q5 You live in your home with the following individuals: (Check all that apply)

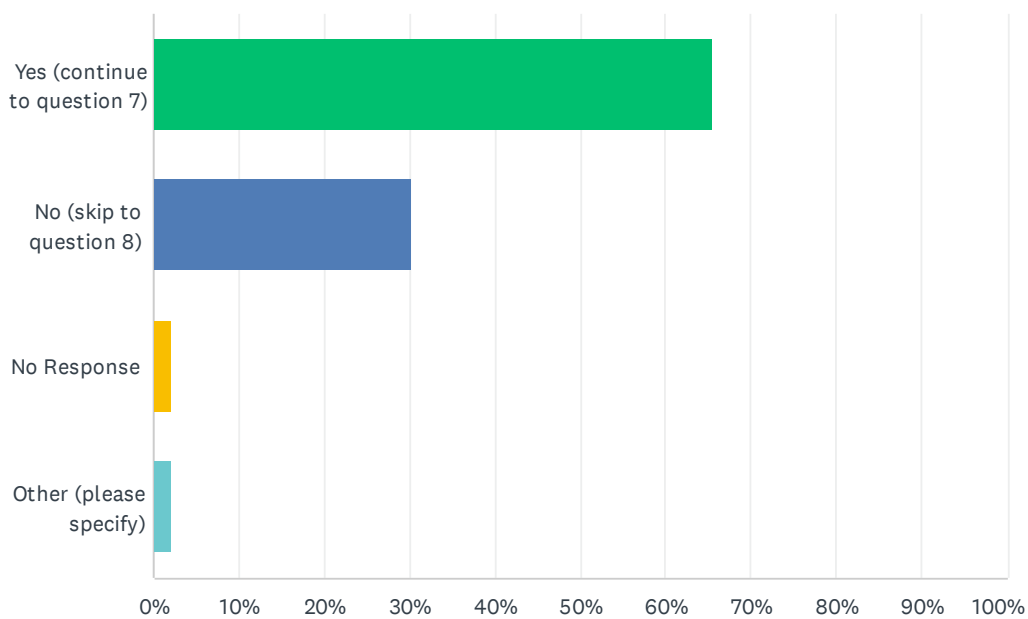
Answered: 294 Skipped: 0



ANSWER CHOICES	RESPONSES	
Spouse/Parent	81.97%	241
Children over 18	19.05%	56
Children 18 & Under	21.09%	62
Parent(s)	2.72%	8
None of the above	11.90%	35
Total Respondents: 294		

Q6 Do you have a social media account that you frequent?

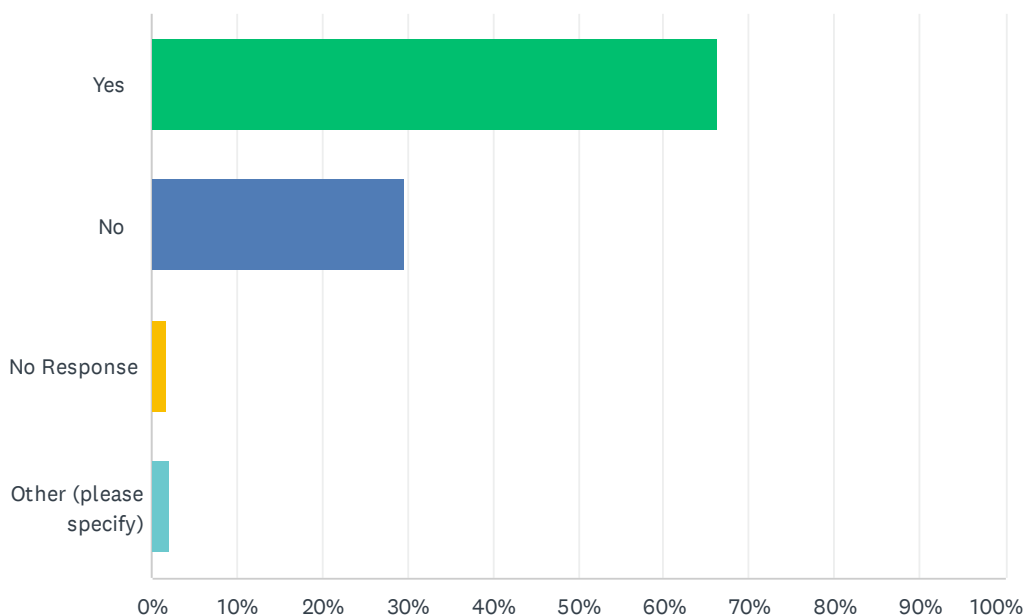
Answered: 293 Skipped: 1



ANSWER CHOICES	RESPONSES	
Yes (continue to question 7)	65.53%	192
No (skip to question 8)	30.38%	89
No Response	2.05%	6
Other (please specify)	2.05%	6
TOTAL		293

Q7 Are you following the Wayne – IL Police Department Facebook Page?

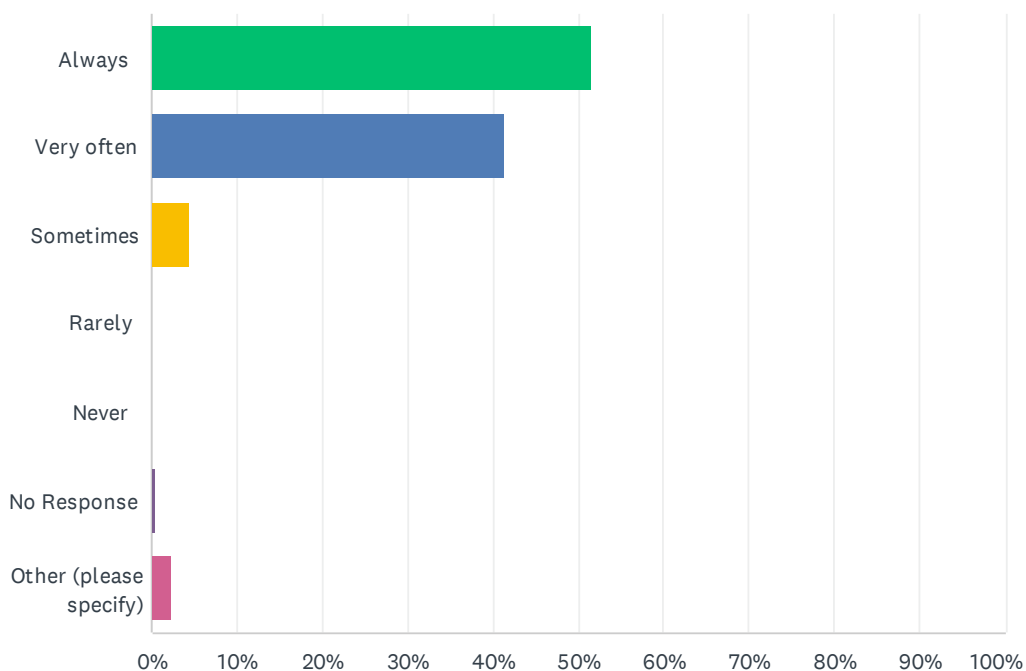
Answered: 232 Skipped: 62



ANSWER CHOICES	RESPONSES	
Yes	66.38%	154
No	29.74%	69
No Response	1.72%	4
Other (please specify)	2.16%	5
TOTAL		232

Q8 How often do you feel safe and secure in your neighborhood?

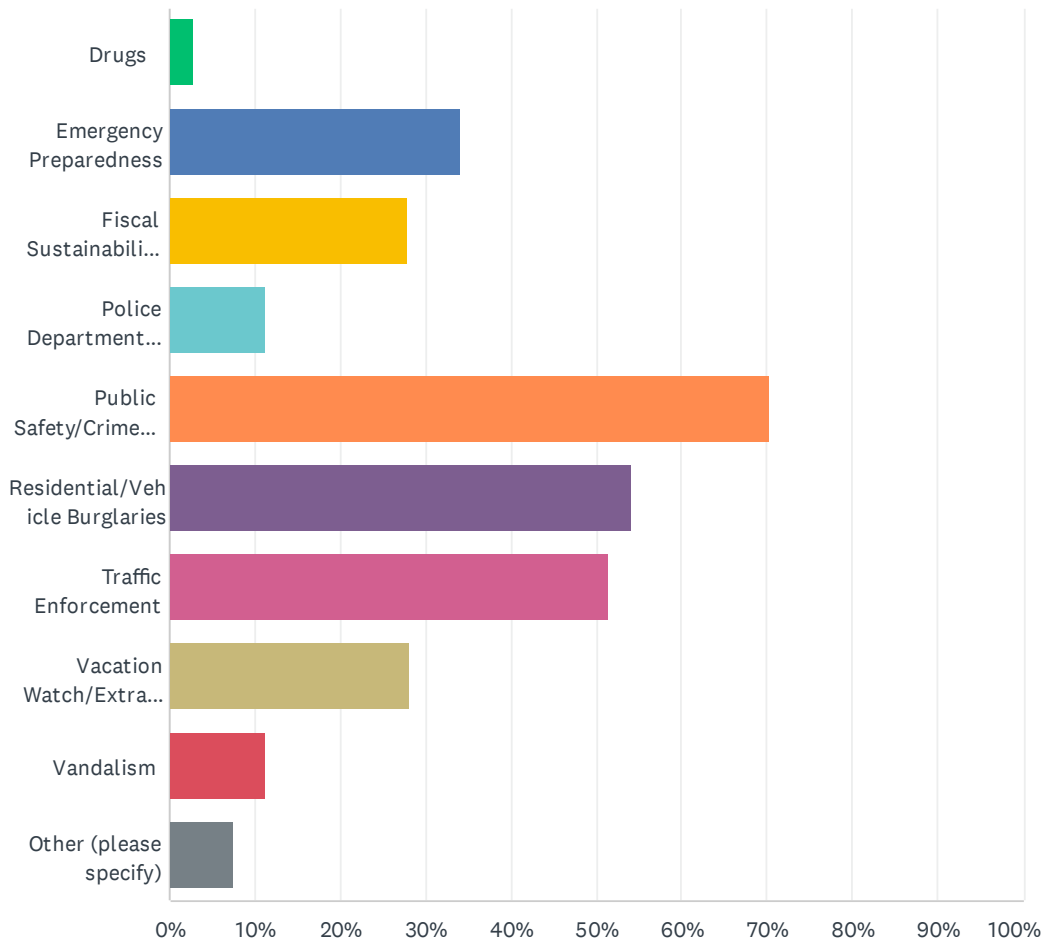
Answered: 293 Skipped: 1



ANSWER CHOICES	RESPONSES	
Always	51.54%	151
Very often	41.30%	121
Sometimes	4.44%	13
Rarely	0.00%	0
Never	0.00%	0
No Response	0.34%	1
Other (please specify)	2.39%	7
TOTAL		293

Q9 Please select your top 3 priorities for the Wayne Police Department? (Please select only 3 topics)

Answered: 294 Skipped: 0

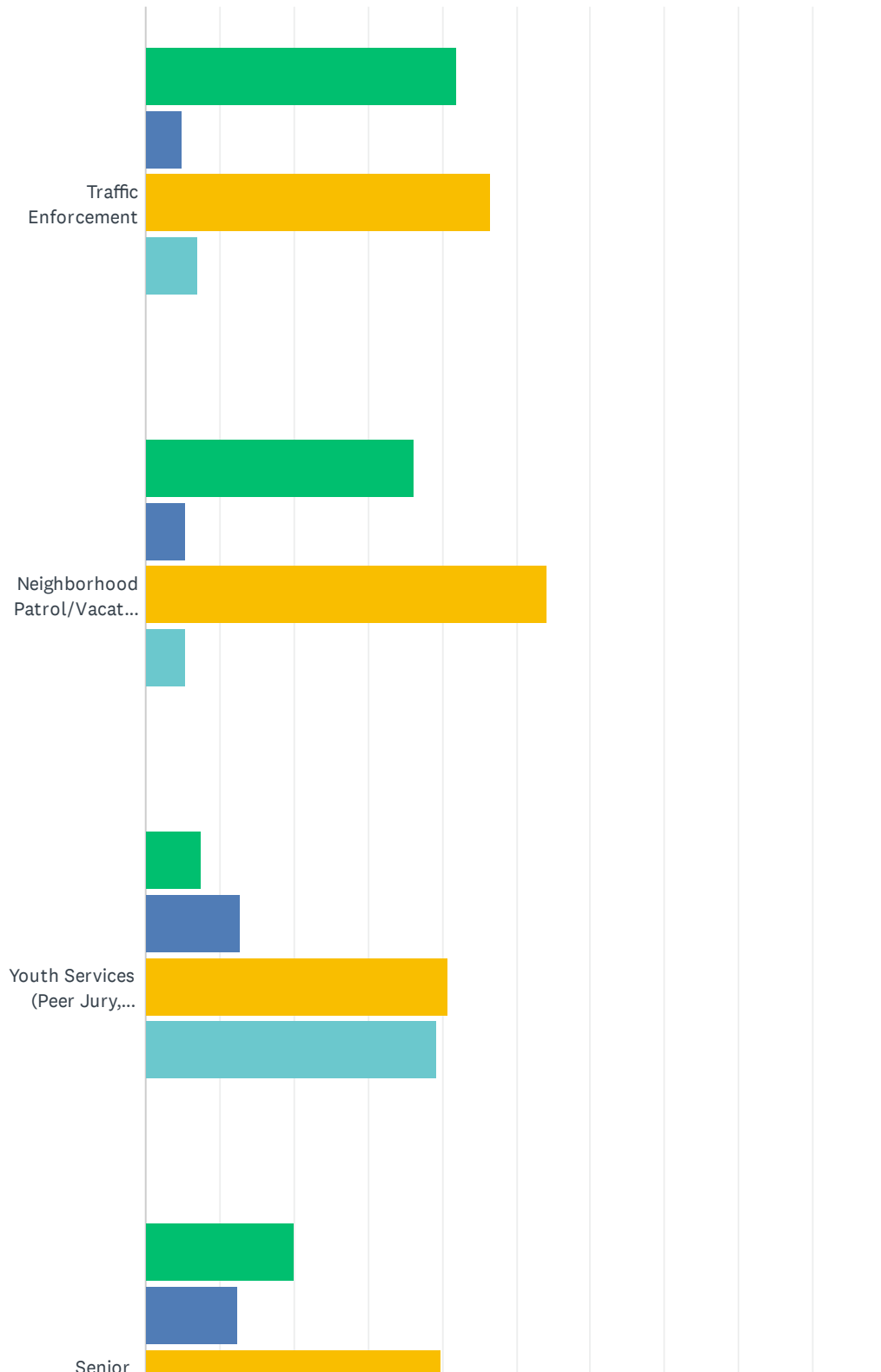


Village of Wayne Police Department Survey

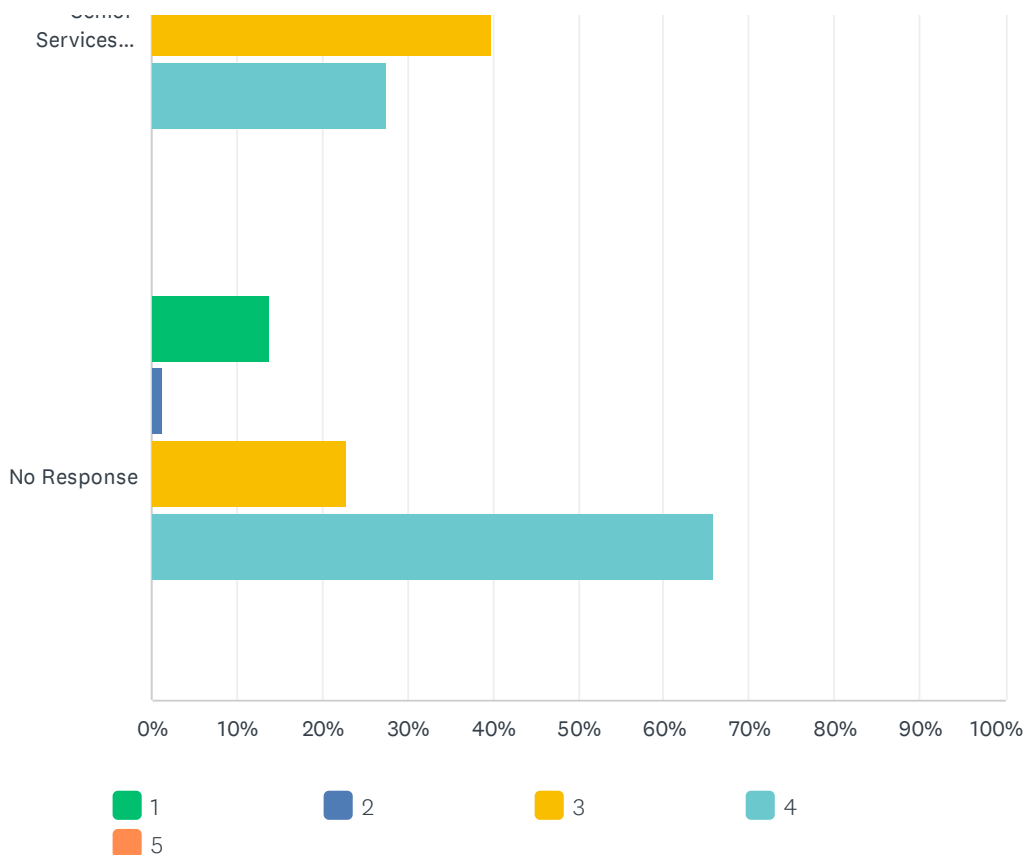
ANSWER CHOICES	RESPONSES	
Drugs	2.72%	8
Emergency Preparedness	34.01%	100
Fiscal Sustainability (Budget)	27.89%	82
Police Department Facility	11.22%	33
Public Safety/Crime Prevention	70.41%	207
Residential/Vehicle Burglaries	54.08%	159
Traffic Enforcement	51.36%	151
Vacation Watch/Extra Watch	28.23%	83
Vandalism	11.22%	33
Other (please specify)	7.48%	22
Total Respondents: 294		

Q10 How would you prefer to see the Police Department deploy its resources? 1 = More Resources, 2 = Less Resources, 3 = No Change, 4 = Don't Know

Answered: 291 Skipped: 3



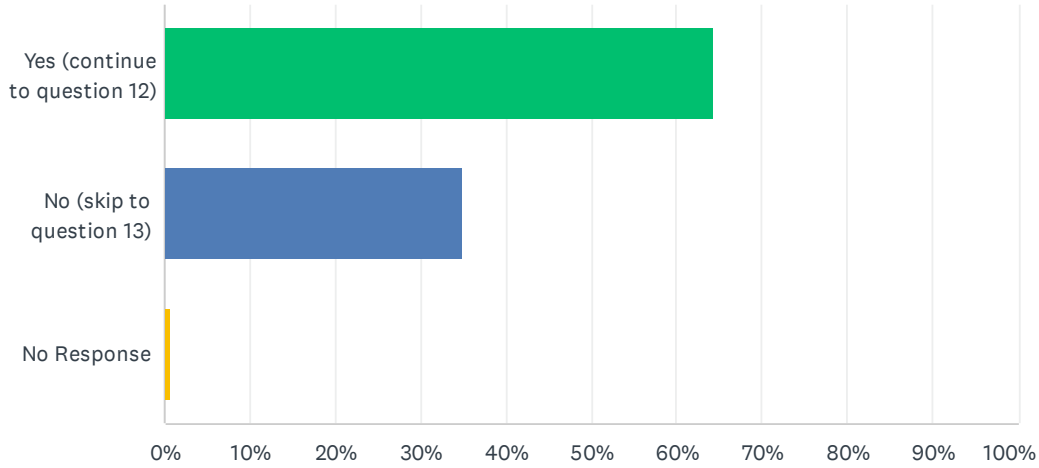
Village of Wayne Police Department Survey



	1	2	3	4	5	TOTAL RESPONDENTS
Traffic Enforcement	41.96% 120	4.90% 14	46.50% 133	6.99% 20	0.00% 0	286
Neighborhood Patrol/Vacation Watch	36.27% 103	5.28% 15	54.23% 154	5.28% 15	0.00% 0	284
Youth Services (Peer Jury, School Resource Officer, etc.)	7.50% 21	12.86% 36	40.71% 114	39.29% 110	0.00% 0	280
Senior Services (Resources, Crimes to Seniors, File of Life, etc.)	20.14% 57	12.37% 35	39.93% 113	27.56% 78	0.00% 0	283
No Response	13.92% 11	1.27% 1	22.78% 18	65.82% 52	0.00% 0	79

Q11 In the past 12 months have you had contact with any member(s) of the Wayne Police? (e.g., emergency call, non-emergency call, traffic incident, community meeting, anytime while in the public, etc.)

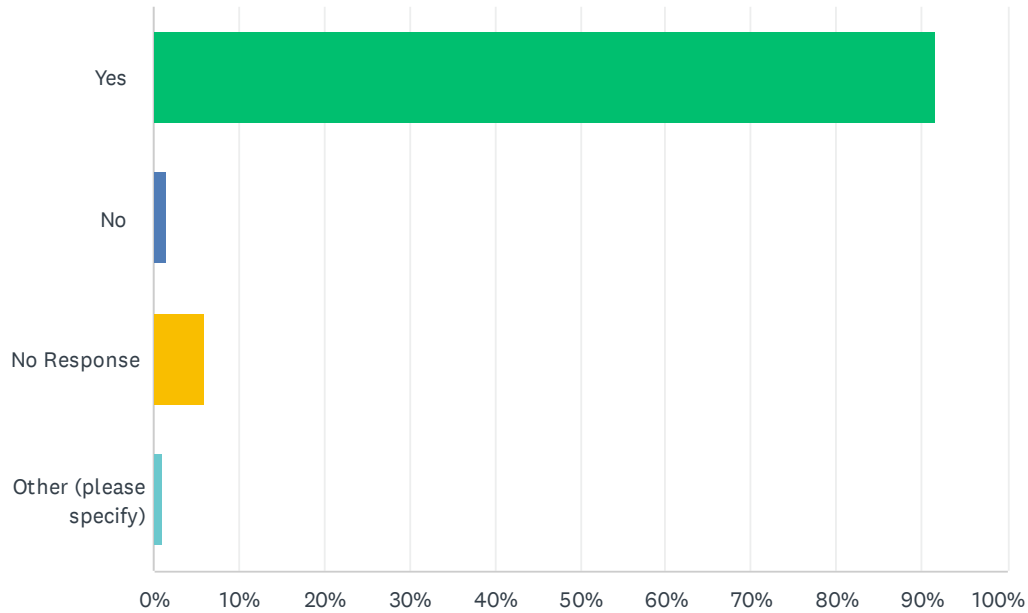
Answered: 292 Skipped: 2



ANSWER CHOICES	RESPONSES	
Yes (continue to question 12)	64.38%	188
No (skip to question 13)	34.93%	102
No Response	0.68%	2
TOTAL		292

Q12 Regarding your interaction with Wayne Police, was the officer(s) respectful, helpful, and clear in explaining their actions?

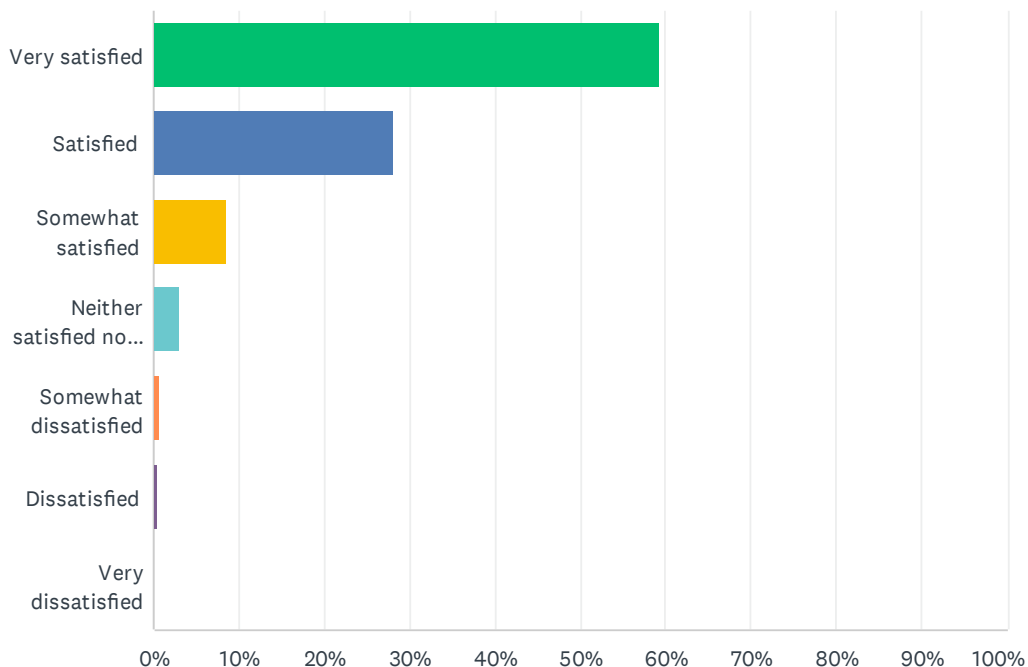
Answered: 202 Skipped: 92



ANSWER CHOICES	RESPONSES	
Yes	91.58%	185
No	1.49%	3
No Response	5.94%	12
Other (please specify)	0.99%	2
TOTAL		202

Q13 How satisfied are you with overall performance provided by the Wayne Police Department as a whole?

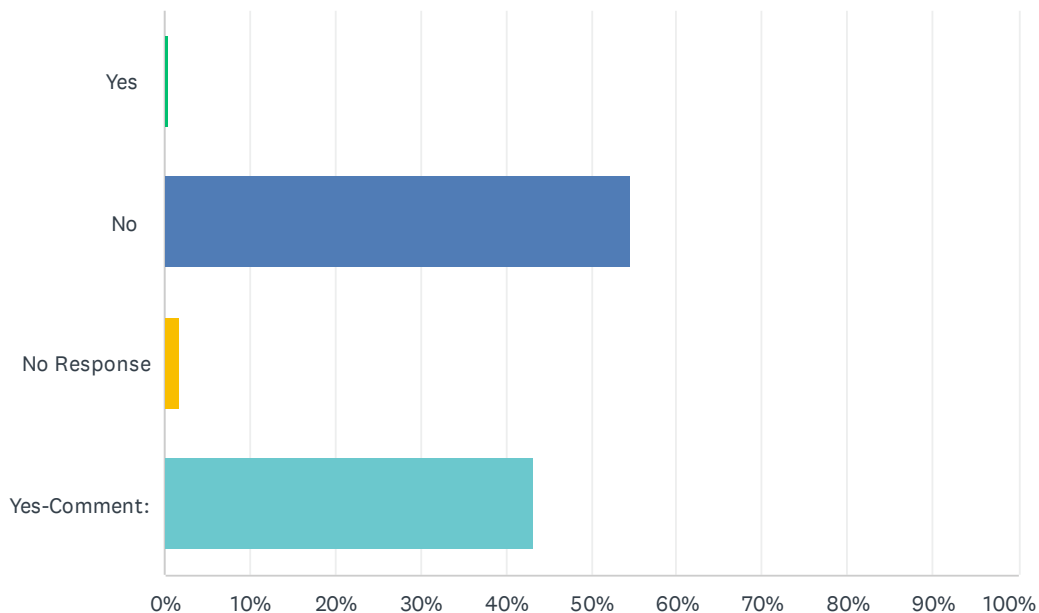
Answered: 292 Skipped: 2



ANSWER CHOICES	RESPONSES	
Very satisfied	59.25%	173
Satisfied	28.08%	82
Somewhat satisfied	8.56%	25
Neither satisfied nor dissatisfied	3.08%	9
Somewhat dissatisfied	0.68%	2
Dissatisfied	0.34%	1
Very dissatisfied	0.00%	0
TOTAL		292

Q14 Are there any other comments or suggestions you would like to make regarding the Wayne Police Department?

Answered: 293 Skipped: 1



ANSWER CHOICES	RESPONSES	
Yes	0.34%	1
No	54.61%	160
No Response	1.71%	5
Yes-Comment:	43.34%	127
TOTAL		293

Q15 Name of person completing this survey (Optional)

Answered: 157 Skipped: 137